








No.	Category	Item	Area	Year	Period
6	Water Governance				1. 4/22 6/5 " " 3 800 2. 4 1000
7	Water Governance				100% 80%
8	Water Governance		AWS		1. AWS 2. AWS 3. 2024
9	Water Governance				100 IPE PRTR






**2023**  
**Water Stewardship Plan - Improvement Action List (Year 2023)**

Last Updated:2023/12/31

No.	Category	Target	Action	Metric (s)	Deadline	Status	Performance Evaluation / Completion Report
1	 Water Balance			60L/Min	2023.1-2023.12	Ongoing	
2	 Water Balance				2023.2-2023.8	Completed	
3	 Water Balance			800	2023.1-2023.12	Ongoing	**
4	 Water Balance			4000	2023.1-2023.12	Ongoing	**
5	 Water Balance				2023.1-2023.12	In Progress	
6	 Water Balance			80%	2023.1-2023.12	Ongoing	**
7	 Water Quality		80%	100%	2023.1-2023.12	Ongoing	80%

**2023**  
**Water Stewardship Plan - Improvement Action List (Year 2023)**

Last Updated:2023/12/31

No.	Category	Target	Action	Metric (s)	Deadline	Status	Performance Evaluation / Completion Report
8	 Ecosystem & Cultural Sites			1. 2 5 2. 1 / 3.	2023.1-2023.12	Ongoing	1. 12 2. 1 3.
9	 Ecosystem & Cultural Sites			1. 4 1 1 41 2. 2023	2023.1-2023.12	Ongoing	1. 4 41 2.2023 1 41
10	 Water Governance			1. 4/22 6/5 “ ” 5 2. 800 4 1000	2023.4-2023.6	Completed	1. 5 800 2. 4 1000
11	 Water Governance			100% 80%	2023.4~2023.12	Completed	100% 84%
12	 Water Governance			100 IPE PRTR	2023.1-2023.12	Completed	2022 123 CO2e; 30000